

The Advisors' Inner Circle Fund

The Rice Hall James Funds

Prospectus

March 1, 2018

Rice Hall James Small Cap Portfolio

Institutional Class Shares

Ticker Symbol: RHJMX

Rice Hall James Micro Cap Portfolio

Institutional Class Shares

Ticker Symbol: RHJSX

Rice Hall James SMID Cap Portfolio

Investor Class Shares

Ticker Symbol: RHJVX



Investment Adviser:

Rice Hall James & Associates, LLC

The U.S. Securities and Exchange Commission has not approved or disapproved these securities or passed upon the adequacy or accuracy of this Prospectus. Any representation to the contrary is a criminal offense.

TABLE OF CONTENTS

RICE HALL JAMES SMALL CAP PORTFOLIO FUND SUMMARY	1
INVESTMENT OBJECTIVE	1
FUND FEES AND EXPENSES	1
PRINCIPAL INVESTMENT STRATEGIES	2
PRINCIPAL RISKS	4
PERFORMANCE INFORMATION	5
INVESTMENT ADVISER	7
PORTFOLIO MANAGERS	7
RICE HALL JAMES MICRO CAP PORTFOLIO FUND SUMMARY	8
INVESTMENT OBJECTIVE	8
FUND FEES AND EXPENSES	8
PRINCIPAL INVESTMENT STRATEGIES	9
PRINCIPAL RISKS	11
PERFORMANCE INFORMATION	13
INVESTMENT ADVISER	14
PORTFOLIO MANAGERS	14
RICE HALL JAMES SMID CAP PORTFOLIO FUND SUMMARY	15
INVESTMENT OBJECTIVE	15
FUND FEES AND EXPENSES	15
PRINCIPAL INVESTMENT STRATEGIES	16
PRINCIPAL RISKS	18
PERFORMANCE INFORMATION	19
INVESTMENT ADVISER	21
PORTFOLIO MANAGERS	21
SUMMARY INFORMATION ABOUT PURCHASING AND SELLING SHARES, TAXES AND FINANCIAL INTERMEDIARY COMPENSATION	22
INVESTING WITH THE RICE HALL JAMES FUNDS	23
BUYING SHARES	23
REDEEMING SHARES	25
EXCHANGING SHARES	28
TRANSACTION POLICIES	28
ACCOUNT POLICIES	32
FEDERAL TAXES	37
OTHER INVESTMENT PRACTICES AND STRATEGIES	39
INFORMATION ABOUT PORTFOLIO HOLDINGS	41
INVESTMENT MANAGEMENT	42
PAYMENTS TO FINANCIAL INTERMEDIARIES	44
ADDITIONAL INFORMATION	46
FINANCIAL HIGHLIGHTS	47
RICE HALL JAMES SMALL CAP PORTFOLIO	48
RICE HALL JAMES MICRO CAP PORTFOLIO	49
RICE HALL JAMES SMID CAP PORTFOLIO	50
HOW TO OBTAIN MORE INFORMATION ABOUT THE RICE HALL JAMES FUNDS	BACK COVER

RICE HALL JAMES SMALL CAP PORTFOLIO

INVESTMENT OBJECTIVE

The Rice Hall James Small Cap Portfolio (the “Fund” or the “Small Cap Portfolio”) seeks maximum capital appreciation, consistent with reasonable risk to principal, by investing primarily in small market capitalization (small-cap) companies.

FUND FEES AND EXPENSES

This table describes the fees and expenses that you may pay if you buy and hold shares of the Fund.

Annual Fund Operating Expenses (expenses that you pay each year as a percentage of the value of your investment)

	Institutional Class Shares
Management Fees	0.80%
Other Expenses	0.86%
Total Annual Fund Operating Expenses	1.66%
Less Fee Reductions and/or Expense Reimbursements ¹	(0.66)%
Total Annual Fund Operating Expenses After Fee Reductions and/or Expense Reimbursements	1.00%

¹ Rice Hall James & Associates, LLC (the “Adviser” or “RHJ”) has contractually agreed to reduce fees and reimburse expenses in order to keep Total Annual Fund Operating Expenses After Fee Reductions and/or Expense Reimbursements (excluding interest, taxes, brokerage commissions, acquired fund fees and expenses, and non-routine expenses (collectively, “excluded expenses”)) from exceeding 1.00% of the Fund’s average daily net assets until February 28, 2019 (the “Expense Limitation”). In addition, the Adviser may receive from the Fund the difference between the Total Annual Fund Operating Expenses (not including excluded expenses) and the Expense Limitation to recoup all or a portion of its prior fee reductions or expense reimbursements made during the three-year period preceding the recoupment if at any point Total Annual Fund Operating Expenses (not including excluded expenses) are below the Expense Limitation (i) at the time of the fee reduction and/or expense reimbursement and (ii) at the time of the recoupment. This Agreement may be terminated: (i) by the Board of Trustees (the “Board”) of The Advisors’ Inner Circle Fund (the “Trust”), for any reason at any time; or (ii) by the Adviser, upon ninety (90) days’ prior written notice to the Trust, effective as of the close of business on February 28, 2019.

Example

This Example is intended to help you compare the cost of investing in the Fund with the cost of investing in other mutual funds.

The Example assumes that you invest \$10,000 in the Fund for the time periods indicated and then redeem all of your shares at the end of those periods. The Example also assumes that your investment has a 5% return each year and that the Fund's operating expenses (including one year of capped expenses in each period) remain the same. Although your actual costs may be higher or lower, based on these assumptions your costs would be:

1 Year	3 Years	5 Years	10 Years
\$102	\$459	\$840	\$1,910

Portfolio Turnover

The Fund pays transaction costs, such as commissions, when it buys and sells securities (or "turns over" its portfolio). A higher portfolio turnover rate may indicate higher transaction costs and may result in higher taxes when Fund shares are held in a taxable account. These costs, which are not reflected in total annual Fund operating expenses or in the example, affect the Fund's performance. During its most recent fiscal year, the Fund's portfolio turnover rate was 84% of the average value of its portfolio.

PRINCIPAL INVESTMENT STRATEGIES

Under normal circumstances, the Fund invests at least 80% of its net assets, plus the amount of any borrowings for investment purposes, in equity securities of small-cap companies. This investment policy may be changed by the Fund upon 60 days' prior written notice to shareholders. Equity securities are primarily common stock. The Fund focuses on U.S. companies with total market capitalizations (number of shares outstanding multiplied by share price) that at the time of initial purchase fall within the range of companies in the Russell 2000 Index at reconstitution each June. The Adviser believes that shares of small-cap companies exhibit greater pricing inefficiencies compared to larger-capitalization companies, which affords greater opportunity for excess returns. The Adviser attributes this inefficiency primarily to lower levels of analyst coverage in this area of the market.

In making investment decisions for the Fund, the Adviser uses a company-specific approach that focuses on identifying, through

fundamental research, the stocks of growth companies that are valued attractively (i.e., undervalued or selling at a discount) relative to a price that would be justified according to the Adviser's expectations regarding a company's earnings growth. The Adviser relies on fundamental analysis in the effort to validate the opinion that a company's current stock price undervalues, or does not reflect fully, that company's earnings growth potential. The Adviser's investment process seeks to identify companies whose stocks appear to be inaccurately priced by the market - specifically growth stocks that are undervalued due to market inefficiency. The Adviser seeks to capture price appreciation by investing in a company's undervalued shares before the market has recognized that company's above-average earnings growth potential and re-valued its shares accordingly.

The Adviser will not invest in a company solely on the basis that its shares appear undervalued; above-average earnings growth potential is an equally essential criterion for investment candidates, and the Adviser will seek to determine whether the current Price-to-Earnings ratio of a stock adequately reflects the company's potential for rapid earnings growth, as measured by the Adviser's expectations for a company's three- to five-year earnings growth. The Adviser will seek to ascertain a specific factor, or catalyst, that can be expected to precipitate above-average, typically above 15% per year, earnings growth in candidates for investment. Such companies are believed to be undergoing fundamental changes that have yet to be noticed by investors, but that the Adviser believes will ultimately result in increases in revenue growth rates, expanding profit margins and/or increases in earnings growth rates. Catalysts that might precipitate these changes or accelerations in growth and profitability include, but are not limited to, events or developments such as new product introductions or applications, discovery of niche markets, new management, corporate or industry restructures, regulatory change and market expansion.

With regards to valuation, the Adviser will invest the assets of the Fund primarily in companies whose Price-to-Earnings ratios appear low relative to future growth potential, or whose stocks can be expected to appreciate in response to rapid earnings growth. The Adviser seeks to invest the assets of the Fund in companies believed to offer "upside," or potential for price appreciation, that the Adviser estimates to be, at a minimum, three times greater than a stock's estimated "downside," or potential for price depreciation. The Adviser seeks to invest in shares that are, in the view of the Adviser, poised to appreciate significantly within the next 12 to 24 months and whose estimated reward-to-risk

profile (as estimated principally using earnings and the Price-to-Earnings ratio) is consistent with the Adviser's criteria.

Moreover, the Adviser focuses on securities of companies with the following attributes:

- Strong management;
- Leading products or services;
- Distribution to a large marketplace or growing niche market;
- Anticipated above-average revenue and earnings growth rates;
- Potential for improvement in profit margins; and
- Strong cash flow and/or improving financial position.

The Adviser will not sell a stock simply because it is no longer within the Fund's target capitalization range used by the Adviser for the initial purchase, and the holding may remain in the Fund if the Adviser believes the company continues to offer growth potential that is consistent with the Adviser's reward-to-risk requirements. However, it may sell stocks for the following reasons:

- The stock reaches the target price set by the Adviser;
- The stock falls below the downside price limit set by the Adviser;
- The fundamentals of the stock have deteriorated; or
- A more attractively valued alternative is available for purchase.

The Adviser expects that cash reserves will normally represent under 20% of the Fund's assets.

PRINCIPAL RISKS

As with all mutual funds, there is no guarantee that the Fund will achieve its investment objective. You could lose money by investing in the Fund. This outcome could occur because its strategy failed to produce the intended results or because the Adviser did not properly implement the Fund's investment strategy. **A Fund share is not a bank deposit and is not insured or guaranteed by the FDIC or any government agency.** Set forth below are the principal risk factors affecting shareholders' investments in the Fund.

Equity Risk – Since it purchases equity securities, the Fund is subject to equity risk, or the risk that stock prices may fall over short or extended periods of time. Historically, the equity markets have moved in cycles, and accordingly the value of the Fund's equity securities may

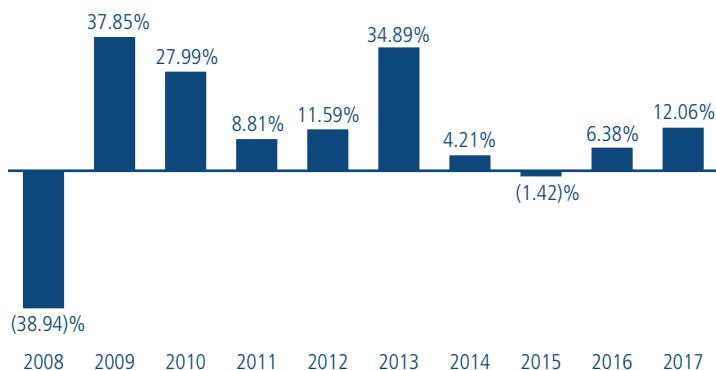
fluctuate drastically from day to day. Individual companies may report poor results or be negatively affected by industry and/or economic trends and developments. The prices of securities issued by such companies may suffer a decline in response. These factors contribute to price volatility, which is the principal risk of investing in the Fund.

Small-Capitalization Company Risk – The small-capitalization companies in which the Fund will invest may be more vulnerable to adverse business or economic events as compared to larger, more established companies. In particular, investments in these small-sized companies may pose additional risks, including liquidity risk, because these companies tend to have comparatively limited product lines, markets and financial resources, and may depend upon a relatively small management group. Therefore, small-cap stocks may be more volatile than those of larger companies. These securities may be traded over-the-counter or listed on an exchange.

Growth Style Risk – The Fund pursues a “growth style” of investing, meaning that the Fund invests in equity securities of companies that the Adviser believes can potentially offer above-average rates of earnings growth and that therefore may experience stock price increases that exceed the increases observed in the benchmark or in the stock’s peer universe. Over time and in different market environments, growth-style investing may fall in or out of favor, and in the latter case, the Fund may underperform other equity funds that rely on different investing styles or pursue different objectives.

PERFORMANCE INFORMATION

The bar chart and the performance table below illustrate the risks and volatility of an investment in the Fund by showing changes in the Fund’s performance from year to year and by showing how the Fund’s average annual returns for 1, 5 and 10 years compare with those of a broad measure of market performance. Of course, the Fund’s past performance (before and after taxes) does not necessarily indicate how the Fund will perform in the future. Updated performance information is available on the Fund’s website at <http://www.rhjfunds.com> or by calling 1-866-474-5669. Prior to January 20, 2008, the Fund’s investment strategy included investments in equity securities of mid-cap companies in addition to investments in equity securities of small-cap companies; therefore, the performance shown below for periods prior to January 20, 2008 may have differed had the Fund’s current investment strategy, i.e., one that does not pursue investment in mid-capitalization companies, been in effect during those periods.



BEST QUARTER	WORST QUARTER
25.20%	(25.47)%
(06/30/2009)	(12/31/2008)

Average Annual Total Returns for Periods Ended December 31, 2017

This table compares the Fund's average annual total returns for the periods ended December 31, 2017 to those of appropriate broad-based indices that are generally accepted indicators of the performance of U.S. small-capitalization stocks.

After-tax returns are calculated using the historical highest individual federal marginal income tax rates and do not reflect the impact of state and local taxes. Actual after-tax returns depend on an investor's tax situation and may differ from those shown. After-tax returns shown are not relevant to investors who hold their Fund shares through tax-deferred arrangements such as 401(k) plans or individual retirement accounts ("IRAs").

Rice Hall James Small Cap Portfolio — Institutional Class Shares	1 Year	5 Years	10 Years
Fund Return Before Taxes	12.06%	10.56%	8.01%
Fund Return After Taxes on Distributions	10.40%	6.89%	6.13%
Fund Return After Taxes on Distributions and Sale of Fund Shares	8.18%	7.86%	6.26%
Russell 2000 Index (reflects no deduction for fees, expenses or taxes)	14.65%	14.12%	8.71%
Russell 2000 Growth Index (reflects no deduction for fees, expenses or taxes)	22.17%	15.21%	9.19%

INVESTMENT ADVISER

Rice Hall James & Associates, LLC

PORTFOLIO MANAGERS

Thomas W. McDowell, Chief Executive Officer and Chief Investment Officer, has managed the Fund since its inception in 1996.

Cara M. Thome, Portfolio Manager/Analyst, has managed the Fund since 2001.

Timothy A. Todaro, CFA, Portfolio Manager/Analyst, has managed the Fund since its inception in 1996.

Reed M. Wirick, CFA, Portfolio Manager/Analyst, has managed the Fund since 2008.

For more information about the purchase and sale of Fund shares, taxes and financial intermediary compensation, please turn to “Summary Information about Purchasing and Selling Shares, Taxes and Financial Intermediary Compensation” on page 22 of the Prospectus.

RICE HALL JAMES MICRO CAP PORTFOLIO

INVESTMENT OBJECTIVE

The Rice Hall James Micro Cap Portfolio (the “Fund” or the “Micro Cap Portfolio”) seeks maximum capital appreciation, consistent with reasonable risk to principal, by investing primarily in small-capitalization companies.

FUND FEES AND EXPENSES

This table describes the fees and expenses that you may pay if you buy and hold shares of the Fund.

Shareholder Fees (fees paid directly from your investment)

Redemption Fee (as a percentage of amount redeemed, if redeemed within 90 days of purchase)	2.00%
---	-------

Annual Fund Operating Expenses (expenses that you pay each year as a percentage of the value of your investment)

	Institutional Class Shares
Management Fees	0.75%
Other Expenses	0.72%
Total Annual Fund Operating Expenses	1.47%
Less Fee Reductions and/or Expense Reimbursements ¹	(0.22)%
Total Annual Fund Operating Expenses After Fee Reductions and/or Expense Reimbursements	1.25%

¹ Rice Hall James & Associates, LLC (the “Adviser” or “RHJ”) has contractually agreed to reduce fees and reimburse expenses in order to keep Total Annual Fund Operating Expenses After Fee Reductions and/or Expense Reimbursements (excluding interest, taxes, brokerage commissions, acquired fund fees and expenses, and non-routine expenses (collectively, “excluded expenses”)) from exceeding 1.25% of the Fund’s average daily net assets until February 28, 2019 (the “Expense Limitation”). In addition, the Adviser may receive from the Fund the difference between the Total Annual Fund Operating Expenses (not including excluded expenses) and the Expense Limitation to recoup all or a portion of its prior fee reductions or expense reimbursements made during the three-year period preceding the recoupment if at any point Total Annual Fund Operating Expenses (not including excluded expenses) are below the Expense Limitation (i) at the time of the fee reduction and/or expense reimbursement and (ii) at the time of the recoupment. This Agreement may be terminated: (i) by the Board of Trustees (the “Board”) of The Advisors’ Inner Circle Fund (the “Trust”), for any reason at any time; or (ii) by the Adviser, upon ninety (90) days’ prior written notice to the Trust, effective as of the close of business on February 28, 2019.

Example

This Example is intended to help you compare the cost of investing in the Fund with the cost of investing in other mutual funds.

The Example assumes that you invest \$10,000 in the Fund for the time periods indicated and then redeem all of your shares at the end of those periods. The Example also assumes that your investment has a 5% return each year and that the Fund's operating expenses (including one year of capped expenses in each period) remain the same. Although your actual costs may be higher or lower, based on these assumptions your costs would be:

1 Year	3 Years	5 Years	10 Years
\$127	\$443	\$782	\$1,739

Portfolio Turnover

The Fund pays transaction costs, such as commissions, when it buys and sells securities (or "turns over" its portfolio). A higher portfolio turnover rate may indicate higher transaction costs and may result in higher taxes when Fund shares are held in a taxable account. These costs, which are not reflected in total annual Fund operating expenses or in the example, affect the Fund's performance. During its most recent fiscal year, the Fund's portfolio turnover rate was 48% of the average value of its portfolio.

PRINCIPAL INVESTMENT STRATEGIES

Under normal circumstances, the Fund invests at least 80% of its net assets, plus the amount of any borrowings for investment purposes, in equity securities of small-cap companies. This investment policy may be changed by the Fund upon 60 days' prior written notice to shareholders. Equity securities are primarily common stock. The Fund focuses on U.S. companies with total market capitalizations (number of shares outstanding multiplied by share price) that at the time of initial purchase fall within the range of companies in the Russell Microcap Index at reconstitution each June. In selecting securities for the Fund, the Adviser emphasizes smaller, emerging companies that possess the potential to become market leaders in their industries.

In making investment decisions for the Fund, the Adviser uses a company-specific approach that focuses on identifying, through fundamental research, the stocks of growth companies that are valued attractively (i.e., undervalued or selling at a discount) relative to a price

that would be justified according to the Adviser's expectations regarding a company's earnings growth. The Adviser relies on fundamental analysis in the effort to validate the opinion that a company's current stock price undervalues, or does not reflect fully, that company's earnings growth potential. The Adviser's investment process seeks to identify companies whose stocks appear to be inaccurately priced by the market - specifically growth stocks that are undervalued due to market inefficiency. The Adviser seeks to capture price appreciation by investing in a company's undervalued shares before the market has recognized that company's above-average earnings growth potential and re-valued its shares accordingly.

The Adviser will not invest in a company solely on the basis that its shares appear undervalued; above-average earnings growth potential is an equally essential criterion for investment candidates, and the Adviser will seek to determine whether the current Price-to-Earnings ratio of a stock adequately reflects the company's potential for rapid earnings growth, as measured by the Adviser's expectations for a company's three- to five-year earnings growth. The Adviser will seek to ascertain a specific factor, or catalyst, that can be expected to precipitate above-average, typically above 15% per year, earnings growth in candidates for investment. Such companies are believed to be undergoing fundamental changes that have yet to be noticed by investors, but that the Adviser believes will ultimately result in increases in revenue growth rates, expanding profit margins and/or increases in earnings growth rates. Catalysts that might precipitate these changes or accelerations in growth and profitability include, but are not limited to, events or developments such as new product introductions or applications, discovery of niche markets, new management, corporate or industry restructures, regulatory change and market expansion.

With regards to valuation, the Adviser will invest the assets of the Fund primarily in companies whose Price-to-Earnings ratios appear low relative to future growth potential, or whose stocks can be expected to appreciate in response to rapid earnings growth. The Adviser seeks to invest the assets of the Fund in companies believed to offer "upside," or potential for price appreciation, that the Adviser estimates to be, at a minimum, three times greater than a stock's estimated "downside," or potential for price depreciation. The Adviser seeks to invest in shares that are, in the view of the Adviser, poised to appreciate significantly within the next 12 to 24 months and whose estimated reward-to-risk profile (as estimated principally using earnings and the Price-to-Earnings ratio) is consistent with the Adviser's criteria.

Moreover, the Adviser focuses on securities of companies with the following attributes:

- Strong management;
- Leading products or services;
- Distribution to a large marketplace or growing niche market;
- Anticipated above-average revenue and earnings growth rates;
- Potential for improvement in profit margins; and
- Strong cash flow and/or improving financial position.

The Adviser will not sell a stock simply because it is no longer within the Fund's target capitalization range used by the Adviser for the initial purchase, and the holding may remain in the Fund if the Adviser believes the company continues to offer growth potential that is consistent with the Adviser's reward-to-risk requirements. However, it may sell stocks for the following reasons:

- The stock reaches the target price set by the Adviser;
- The stock falls below the downside price limit set by the Adviser;
- The fundamentals of the stock have deteriorated; or
- A more attractively valued alternative is available for purchase.

Due to its investment strategy, the Fund may buy and sell securities frequently. This transaction activity may result in higher transaction costs and additional capital gains tax liabilities as compared to a fund that pursues a "buy and hold" strategy.

The Adviser expects that cash reserves will normally represent under 20% of the Fund's assets.

PRINCIPAL RISKS

As with all mutual funds, there is no guarantee that the Fund will achieve its investment objective. You could lose money by investing in the Fund. This outcome could occur because its strategy failed to produce the intended results or because the Adviser did not properly implement the Fund's investment strategy. **A Fund share is not a bank deposit and is not insured or guaranteed by the FDIC or any government agency.** Set forth below are the principal risk factors affecting shareholders' investments in the Fund.

Equity Risk – Since it purchases equity securities, the Fund is subject to equity risk, or the risk that stock prices may fall over short or

extended periods of time. Historically, the equity markets have moved in cycles, and accordingly the value of the Fund's equity securities may fluctuate drastically from day to day. Individual companies may report poor results or be negatively affected by industry and/or economic trends and developments. The prices of securities issued by such companies may suffer a decline in response. These factors contribute to price volatility, which is the principal risk of investing in the Fund.

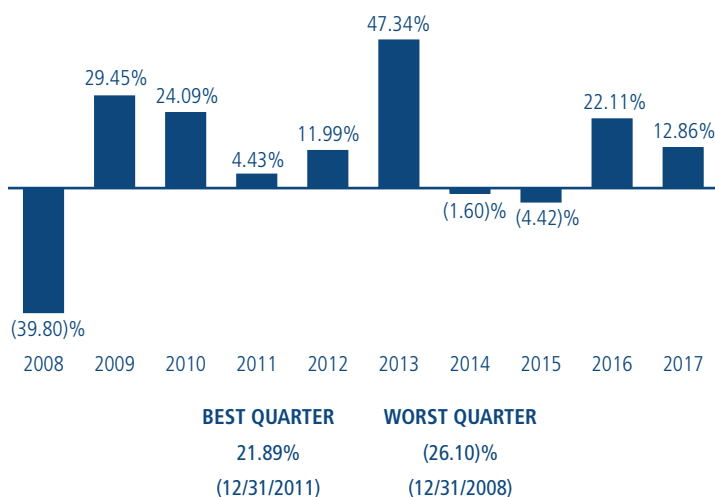
Small-Capitalization Company Risk – The small-capitalization companies in which the Fund will invest may be more vulnerable to adverse business or economic events as compared to larger, more established companies. In particular, investments in these small-sized companies may pose additional risks, including liquidity risk, because these companies tend to have comparatively limited product lines, markets and financial resources, and may depend upon a relatively small management group. Therefore, small-cap stocks may be more volatile than those of larger companies. These securities may be traded over-the-counter or listed on an exchange.

Micro-Capitalization Company Risk – Micro-capitalization companies may be newly formed or in the early stages of development with limited product lines, markets or financial resources. Therefore, micro-capitalization companies may be less financially secure than large-, mid- and small-capitalization companies and may be more vulnerable to key personnel losses due to reliance on a smaller number of management personnel. In addition, as compared to the volume of information available about larger peers, there may be less public information available about these companies. Micro-capitalization stock prices may be more volatile than stock prices corresponding to large-, mid- and small-capitalization companies, and such stocks may be more thinly traded and thus difficult for the Fund to buy and sell in the market.

Growth Style Risk – The Fund pursues a “growth style” of investing, meaning that the Fund invests in equity securities of companies that the Adviser believes can potentially offer above-average rates of earnings growth and that therefore may experience stock price increases that exceed the increases observed in the benchmark or in the stock's peer universe. Over time and in different market environments, growth-style investing may fall in or out of favor, and in the latter case, the Fund may underperform other equity funds that rely on different investing styles or pursue different objectives.

PERFORMANCE INFORMATION

The bar chart and the performance table below illustrate the risks and volatility of an investment in the Fund by showing changes in the Fund's performance from year to year and by showing how the Fund's average annual returns for 1, 5 and 10 years compare with those of a broad measure of market performance. Of course, the Fund's past performance (before and after taxes) does not necessarily indicate how the Fund will perform in the future. Updated performance information is available on the Fund's website at <http://www.rhjfunds.com> or by calling 1-866-474-5669.



Average Annual Total Returns for Periods Ended December 31, 2017

This table compares the Fund's average annual total returns for the periods ended December 31, 2017 to those of appropriate broad-based indices that are generally accepted indicators of the performance of micro-capitalization stocks.

After-tax returns are calculated using the historical highest individual federal marginal income tax rates and do not reflect the impact of state and local taxes. Actual after-tax returns depend on an investor's tax situation and may differ from those shown. After-tax returns shown are not relevant to investors who hold their Fund shares through tax-deferred arrangements such as 401(k) plans or individual retirement accounts ("IRAs").

Rice Hall James Micro Cap Portfolio — Institutional Class Shares	1 Year	5 Years	10 Years
Fund Return Before Taxes	12.86%	13.81%	8.00%
Fund Return After Taxes on Distributions	9.84%	13.20%	7.71%
Fund Return After Taxes on Distributions and Sale of Fund Shares	9.84%	11.12%	5.54%
Russell Microcap Index (reflects no deduction for fees, expenses or taxes)	13.17%	14.29%	7.68%
Russell Microcap Growth Index (reflects no deduction for fees, expenses or taxes)	16.65%	13.82%	7.23%

INVESTMENT ADVISER

Rice Hall James & Associates, LLC

PORTFOLIO MANAGERS

Thomas W. McDowell, Chief Executive Officer and Chief Investment Officer, has managed the Fund since its inception in 1994.

Cara M. Thome, Portfolio Manager/Analyst, has managed the Fund since 2001.

Timothy A. Todaro, CFA, Portfolio Manager/Analyst, has managed the Fund since its inception in 1994.

Reed M. Wirick, CFA, Portfolio Manager/Analyst, has managed the Fund since 2008.

For more information about the purchase and sale of Fund shares, taxes and financial intermediary compensation, please turn to “Summary Information about Purchasing and Selling Shares, Taxes and Financial Intermediary Compensation” on page 22 of the Prospectus.

RICE HALL JAMES SMID CAP PORTFOLIO

INVESTMENT OBJECTIVE

The Rice Hall James SMID Cap Portfolio (the “Fund” or the “SMID Cap Portfolio”) seeks maximum capital appreciation, consistent with reasonable risk to principal, by investing primarily in small- and mid-market capitalization (small- and mid-cap) companies.

FUND FEES AND EXPENSES

This table describes the fees and expenses that you may pay if you buy and hold shares of the Fund.

Annual Fund Operating Expenses (expenses that you pay each year as a percentage of the value of your investment)

	Investor Class Shares
Management Fees	0.90%
Distribution and Service (12b-1) Fees	0.25%
Other Expenses	1.50%
Total Annual Fund Operating Expenses	2.65%
Less Fee Reductions and/or Expense Reimbursements ¹	(1.65)%
Total Annual Fund Operating Expenses After Fee Reductions and/or Expense Reimbursements	1.00%

¹ Rice Hall James & Associates, LLC (the “Adviser” or “RHJ”) has contractually agreed to reduce fees and reimburse expenses in order to keep Total Annual Fund Operating Expenses After Fee Reductions and/or Expense Reimbursements (excluding interest, taxes, brokerage commissions, acquired fund fees and expenses, and non-routine expenses (collectively, “excluded expenses”)) from exceeding 1.00% of the Fund’s average daily net assets until February 28, 2019 (the “Expense Limitation”). In addition, the Adviser may receive from the Fund the difference between the Total Annual Fund Operating Expenses (not including excluded expenses) and the Expense Limitation to recoup all or a portion of its prior fee reductions or expense reimbursements made during the three-year period preceding the recoupment if at any point Total Annual Fund Operating Expenses (not including excluded expenses) are below the Expense Limitation (i) at the time of the fee reduction and/or expense reimbursement and (ii) at the time of the recoupment. This Agreement may be terminated: (i) by the Board of Trustees (the “Board”) of The Advisors’ Inner Circle Fund (the “Trust”), for any reason at any time; or (ii) by the Adviser, upon ninety (90) days’ prior written notice to the Trust, effective as of the close of business on February 28, 2019.

Example

This Example is intended to help you compare the cost of investing in the Fund with the cost of investing in other mutual funds.

The Example assumes that you invest \$10,000 in the Fund for the time periods indicated and then redeem all of your shares at the end of those periods. The Example also assumes that your investment has a 5% return each year and that the Fund's operating expenses (including one year of capped expenses in each period) remain the same. Although your actual costs may be higher or lower, based on these assumptions your costs would be:

1 Year	3 Years	5 Years	10 Years
\$102	\$666	\$1,257	\$2,861

Portfolio Turnover

The Fund pays transaction costs, such as commissions, when it buys and sells securities (or "turns over" its portfolio). A higher portfolio turnover rate may indicate higher transaction costs and may result in higher taxes when Fund shares are held in a taxable account. These costs, which are not reflected in total annual Fund operating expenses or in the example, affect the Fund's performance. During its most recent fiscal year, the Fund's portfolio turnover rate was 38% of the average value of its portfolio.

PRINCIPAL INVESTMENT STRATEGIES

Under normal circumstances, the Fund invests at least 80% of its net assets, plus the amount of any borrowings for investment purposes, in equity securities of small- and mid-cap ("SMID Cap") companies. This investment policy may be changed by the Fund upon 60 days' prior written notice to shareholders. Equity securities are primarily common stock. The Fund focuses on U.S. companies with total market capitalizations (number of shares outstanding multiplied by share price) that at the time of initial purchase fall within the range of companies in the Russell 2500 Index at reconstitution each June.

In making investment decisions for the Fund, the Adviser uses a company-specific approach that focuses on identifying, through fundamental research, the stocks of growth companies that are valued attractively (i.e., undervalued or selling at a discount) relative to a price that would be justified according to the Adviser's expectations regarding a company's earnings growth. The Adviser relies on fundamental

analysis in the effort to validate the opinion that a company's current stock price undervalues, or does not reflect fully, that company's earnings growth potential. The Adviser's investment process seeks to identify companies whose stocks appear to be inaccurately priced by the market – specifically growth stocks that are undervalued due to market inefficiency. The Adviser seeks to capture price appreciation by investing in a company's undervalued shares before the market has recognized that company's above-average earnings growth potential and re-valued its shares accordingly.

The Adviser will not invest in a company solely on the basis that its shares appear undervalued; above-average earnings growth potential is an equally essential criterion for investment candidates, and the Adviser will seek to determine whether the current Price-to-Earnings ratio of a stock adequately reflects the company's potential for rapid earnings growth, as measured by the Adviser's expectations for a company's three- to five-year earnings growth. The Adviser will seek to ascertain a specific factor, or catalyst, that can be expected to precipitate above-average, typically above 15% per year, earnings growth in candidates for investment. Such companies are believed to be undergoing fundamental changes that have yet to be noticed by investors, but that the Adviser believes will ultimately result in increases in revenue growth rates, expanding profit margins and/or increases in earnings growth rates. Catalysts that might precipitate these changes or accelerations in growth and profitability include, but are not limited to, events or developments such as new product introductions or applications, discovery of niche markets, new management, corporate or industry restructures, regulatory change and market expansion.

With regards to valuation, the Adviser will invest the assets of the Fund primarily in companies whose Price-to-Earnings ratios appear low relative to future growth potential, or whose stocks can be expected to appreciate in response to rapid earnings growth. The Adviser seeks to invest the assets of the Fund in companies believed to offer "upside," or potential for price appreciation, that the Adviser estimates to be, at a minimum, three times greater than a stock's estimated "downside," or potential for price depreciation. The Adviser seeks to invest in shares that are, in the view of the Adviser, poised to appreciate significantly within the next 12 to 24 months and whose estimated reward-to-risk profile (as estimated principally using earnings and the Price-to-Earnings ratio) is consistent with the Adviser's criteria.

Moreover, the Adviser focuses on securities of companies with the following attributes:

- Strong management;
- Leading products or services;
- Distribution to a large marketplace or growing niche market;
- Anticipated above-average revenue and earnings growth rates;
- Potential for improvement in profit margins; and
- Strong cash flow and/or improving financial position.

The Adviser will not sell a stock simply because it is no longer within the Fund's target capitalization range used by the Adviser for the initial purchase, and the holding may remain in the Fund if the Adviser believes the company continues to offer growth potential that is consistent with the Adviser's reward-to-risk requirements. However, it may sell stocks for the following reasons:

- The stock reaches the target price set by the Adviser;
- The stock falls below the downside price limit set by the Adviser;
- The fundamentals of the stock have deteriorated; or
- A more attractively valued alternative is available for purchase.

The Adviser expects that cash reserves will normally represent under 20% of the Fund's assets.

PRINCIPAL RISKS

As with all mutual funds, there is no guarantee that the Fund will achieve its investment objective. You could lose money by investing in the Fund. This outcome could occur because its strategy failed to produce the intended results or because the Adviser did not properly implement the Fund's investment strategy. **A Fund share is not a bank deposit and is not insured or guaranteed by the FDIC or any government agency.** Set forth below are the principal risk factors affecting shareholders' investments in the Fund.

Equity Risk – Since it purchases equity securities, the Fund is subject to equity risk, or the risk that stock prices may fall over short or extended periods of time. Historically, the equity markets have moved in cycles, and accordingly the value of the Fund's equity securities may fluctuate drastically from day to day. Individual companies may report poor results or be negatively affected by industry and/or economic

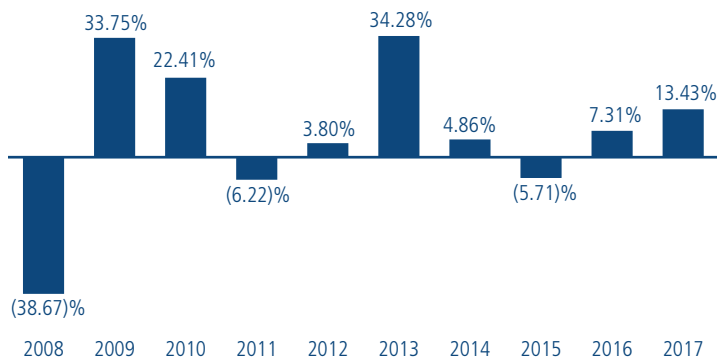
trends and developments. The prices of securities issued by such companies may suffer a decline in response. These factors contribute to price volatility, which is the principal risk of investing in the Fund.

Small- and Mid-Capitalization Company Risk – The small- and mid-capitalization companies the Fund invests in may be more vulnerable to adverse business or economic events as compared to larger, more established companies. In particular, investments in these small and medium-sized companies may pose additional risks, including liquidity risk, because these companies may have limited product lines, markets and financial resources, and may depend upon a relatively small management group. Therefore, small- and mid-capitalization stocks may be more volatile than those of larger companies. These securities may be traded over-the-counter or listed on an exchange.

Growth Style Risk – The Fund pursues a “growth style” of investing, meaning that the Fund invests in equity securities of companies that the Adviser believes can potentially offer above-average rates of earnings growth and that therefore may experience stock price increases that exceed the increases observed in the benchmark or in the stock’s peer universe. Over time and in different market environments, growth-style investing may fall in or out of favor, and in the latter case, the Fund may underperform other equity funds that rely on different investing styles or pursue different objectives.

PERFORMANCE INFORMATION

The bar chart and the performance table below illustrate the risks and volatility of an investment in the Fund by showing changes in the Fund’s performance from year to year and by showing how the Fund’s average annual returns for 1, 5 and 10 years compare with those of a broad measure of market performance. Of course, the Fund’s past performance (before and after taxes) does not necessarily indicate how the Fund will perform in the future. Updated performance information is available on the Fund’s website at <http://www.rhjfunds.com> or by calling 1-866-474-5669. Prior to February 28, 2015, the Fund’s investment strategy did not include investments in equity securities of small-cap companies; therefore, the performance shown below for periods prior to February 28, 2015 may have differed had the Fund’s current investment strategy, i.e., one that pursues investment in small- and mid-capitalization companies, been in effect during those periods.



BEST QUARTER	WORST QUARTER
18.31%	(24.20)%
(06/30/2009)	(12/31/2008)

Average Annual Total Returns for Periods Ended December 31, 2017

This table compares the Fund’s average annual total returns for the periods ended December 31, 2017 to those of appropriate broad-based indices that are generally accepted indicators of the performance of small- and mid-capitalization stocks.

After-tax returns are calculated using the historical highest individual federal marginal income tax rates and do not reflect the impact of state and local taxes. Actual after-tax returns depend on an investor’s tax situation and may differ from those shown. After-tax returns shown are not relevant to investors who hold their Fund shares through tax-deferred arrangements such as 401(k) plans or individual retirement accounts (“IRAs”).

Rice Hall James SMID Cap Portfolio — Investor Class Shares	1 Year	5 Years	10 Years
Fund Return Before Taxes	13.43%	10.07%	4.68%
Fund Return After Taxes on Distributions	13.43%	10.07%	4.66%
Fund Return After Taxes on Distributions and Sale of Fund Shares	7.60%	8.00%	3.73%
Russell 2500 Index (reflects no deduction for fees, expenses or taxes)	16.81%	14.33%	9.22%
Russell 2500 Growth Index (reflects no deduction for fees, expenses or taxes)	24.46%	15.47%	9.62%

INVESTMENT ADVISER

Rice Hall James & Associates, LLC

PORTFOLIO MANAGERS

Thomas W. McDowell, Chief Executive Officer and Chief Investment Officer, has managed the Fund since its inception in 2004.

Cara M. Thome, Portfolio Manager/Analyst, has managed the Fund since its inception in 2004.

Timothy A. Todaro, CFA, Portfolio Manager/Analyst, has managed the Fund since its inception in 2004.

Reed M. Wirick, CFA, Portfolio Manager/Analyst, has managed the Fund since 2008.

For more information about the purchase and sale of Fund shares, taxes and financial intermediary compensation, please turn to “Summary Information about Purchasing and Selling Shares, Taxes and Financial Intermediary Compensation” on page 22 of the Prospectus.

SUMMARY INFORMATION ABOUT PURCHASING AND SELLING SHARES, TAXES AND FINANCIAL INTERMEDIARY COMPENSATION

PURCHASING AND SELLING FUND SHARES

You can open an account with any Fund with a minimum initial investment of \$2,500 for Investor and Institutional Class shares (\$500 for IRAs and \$250 for Spousal IRAs). Subsequent investments in a Fund must be at least \$100. The Funds reserve the right to waive these minimum investment amounts in their sole discretion.

If you own your shares directly, you may redeem your shares on any day the New York Stock Exchange (the “NYSE”) is open for business (a “Business Day”) by contacting the Funds directly by mail or telephone at 1-866-474-5669.

If you own your shares through an account with a broker or other institution, contact that broker or institution to redeem your shares. Your broker or institution may charge a fee for its services in addition to the fees charged by the Funds.

TAX INFORMATION

Each Fund intends to make distributions that may be taxed as ordinary income or capital gains, unless you are investing through a tax-deferred arrangement, such as a 401(k) plan or IRA, in which case your distribution will be taxed when withdrawn from the tax-deferred account.

PAYMENTS TO BROKER-DEALERS AND OTHER FINANCIAL INTERMEDIARIES

If you purchase shares of a Fund through a broker-dealer or other financial intermediary (such as a bank), the Fund and its related companies may pay the intermediary for the sale of Fund shares and related services. These payments may create a conflict of interest by influencing the broker-dealer or other intermediary and your salesperson to recommend a Fund over another investment. Ask your salesperson or visit your financial intermediary’s website for more information.

INVESTING WITH THE RICE HALL JAMES FUNDS

This section tells you how to purchase, sell (sometimes called “redeem”) and exchange Investor Class Shares of the SMID Cap Portfolio and Institutional Class Shares of the Small Cap Portfolio and Micro Cap Portfolio.

For information regarding the federal income tax consequences of transactions in shares of a Fund, including information about cost basis reporting, see “Federal Taxes.”

BUYING SHARES

All investments must be made by check, Automated Clearing House (“ACH”), or wire. All checks must be made payable in U.S. dollars and drawn on U.S. financial institutions. The Funds do not accept purchases made by third-party checks, credit cards, credit card checks, cash, traveler’s checks, money orders or cashier’s checks.

Each Fund reserves the right to reject any specific purchase order, including exchange purchases, for any reason. The Funds are not intended for short-term trading by shareholders in response to short-term market fluctuations. For more information about the Funds’ policy on short-term trading, see “Excessive Trading Policies and Procedures.”

The Funds do not generally accept investments by non-U.S. persons. Non-U.S. persons may be permitted to invest in the Funds subject to the satisfaction of enhanced due diligence. Please contact the Funds for more information.

By Mail

You can open an account with a Fund by sending a check and your account application to the address below. You can add to an existing account by sending the Funds a check and, if possible, the “Invest by Mail” stub that accompanies your confirmation statement. Be sure your check identifies clearly your name, your account number and the Fund name.

Regular Mail Address

The Rice Hall James Funds
P.O. Box 219009
Kansas City, Missouri 64121

Express Mail Address

The Rice Hall James Funds
c/o DST Systems, Inc.
430 West 7th Street
Kansas City, Missouri 64105

The Funds do not consider the U.S. Postal Service or other independent delivery services to be their agents. Therefore, deposit in the mail or with such services of purchase orders does not constitute receipt by the Funds' transfer agent. The share price used to fill the purchase order is the next price calculated by a Fund after the Funds' transfer agent receives the order in proper form at the P.O. Box provided for regular mail delivery or the office address provided for express mail delivery.

By Wire

To open an account by wire call 1-866-474-5669 for details. To add to an existing account by wire, wire your money using the wiring instructions set forth below (be sure to include the Fund name, the share class and your account number).

Wiring Instructions

UMB Bank, N.A.
ABA#: 101000695
The Rice Hall James Funds
DDA Acct. # 9871063178
Ref: account number/account name/Fund name

By Automatic Investment Plan (via ACH)

You may not open an account via ACH. However, once you have established an account, you can set up an automatic investment plan by mailing a completed application to the Funds. Purchases can be made monthly, quarterly, semi-annually, or annually in amounts of at least \$100 to meet the minimum investment amount. To cancel or change a plan, write to the Funds at: The Rice Hall James Funds, P.O. Box 219009, Kansas City, Missouri 64121 (Express Mail Address: The Rice Hall James Funds, c/o DST Systems, Inc., 430 West 7th Street, Kansas City, Missouri 64105). Please allow up to 15 days to create the plan and 3 days to cancel or change it.

Minimum Investments

To purchase Investor and Institutional Class Shares of the Funds for the first time, you must invest at least \$2,500 (\$500 for IRAs and

\$250 for Spousal IRAs). Subsequent investments must be made in amounts of at least \$100. The Funds reserve the right to waive the minimum investment amounts in their sole discretion.

Purchases In-Kind

Subject to the approval of a Fund, an investor may purchase shares of the Fund with liquid securities and other assets that are eligible for purchase by the Fund (consistent with the Fund's investment policies and restrictions) and that have a value that is readily ascertainable in accordance with the Fund's valuation policies. These transactions will be effected only if the Adviser deems the security to be an appropriate investment for a Fund. Assets purchased by the Fund in such a transaction will be valued in accordance with procedures adopted by the Fund. The Funds reserve the right to amend or terminate this practice at any time.

Fund Codes

Each Fund's reference information, which is listed below, will be helpful to you when you contact the Funds to purchase or exchange shares, check daily net asset value per share ("NAV") or obtain additional information.

Fund Name	Ticker Symbol	CUSIP	Fund Code
Small Cap Portfolio Institutional Class Shares	RHJMX	00758M196	1180
Micro Cap Portfolio Institutional Class Shares	RHJSX	00758M212	1179
SMID Cap Portfolio Investor Class Shares	RHJVX	0075W0833	2079

REDEEMING SHARES

Payment of Redemption Proceeds

Redemption proceeds can be mailed to your account address, sent to your bank by ACH transfer or wired to your bank account (provided that your bank information is already on file). Each Fund will send your sale proceeds within one Business Day after it receives your redemption request in proper form, meaning that it is complete, contains all necessary information, and has all supporting documentation (such as proper signature guarantees, IRA rollover forms, etc.). A Fund, however, may take up to seven days to pay redemption proceeds.

A Fund typically expects to sell portfolio assets and/or hold cash or cash equivalents to meet redemption requests. On a less regular

basis, a Fund may also meet redemption requests by using short-term borrowings from its custodian and/or redeeming shares in-kind (as described below). These methods may be used during both normal and stressed market conditions.

Certain redemption requests will require a signature guarantee by an eligible guarantor institution. Eligible guarantors include commercial banks, savings and loans, savings banks, trust companies, credit unions, member firms of a national stock exchange, or any other member or participant of an approved signature guarantor program. For example, signature guarantees may be required if your address of record has changed in the last 30 days, if you want the proceeds sent to a bank other than the bank of record on your account, or if you ask that the proceeds be sent to a different person or address. Please note that a notary public is not an acceptable provider of a signature guarantee and that the Funds must be provided with the original guarantee. Signature guarantees are for the protection of Fund shareholders. Before they grant a redemption request, the Funds may require a shareholder to furnish additional legal documents to ensure proper authorization.

Accounts held by a corporation, trust, fiduciary or partnership may require additional documentation along with a signature guaranteed letter of instruction. The Funds participate in the Paperless Legal Program (the “Program”), which eliminates the need for accompanying paper documentation on legal securities transfers. Requests received with a Medallion Signature Guarantee will be reviewed for the proper criteria to meet the guidelines of the Program and may not require additional documentation. Please contact Shareholder Services at 1-866-474-5669 for more information.

If you redeem shares that were purchased by check or through ACH, you will not receive your redemption proceeds until the check has cleared or the ACH transaction has been completed, which may take up to 15 days from the purchase date.

By Mail

You may contact the Funds directly by mail at: The Rice Hall James Funds, P.O. Box 219009, Kansas City, Missouri 64121 (Express Mail Address: The Rice Hall James Funds, c/o DST Systems, Inc., 430 W. 7th Street, Kansas City, Missouri 64105). Send a letter to the Funds signed by all registered parties on the account specifying:

- The Fund name(s);
- The account number;

- The dollar amount or number of shares you wish to redeem;
- The account name(s); and
- The address to which redemption (sale) proceeds should be sent.

All registered share owner(s) must sign the letter in the exact name(s) in which their account is registered and must designate any special capacity in which they are registered.

The Funds do not consider the U.S. Postal Service or other independent delivery services to be their agents. Therefore, deposit in the mail or with such services of sale orders does not constitute receipt by the Funds' transfer agent. The share price used to fill the sale order is the next price calculated by a Fund after the Funds' transfer agent receives the order in proper form at the P.O. Box provided for regular mail delivery or the office address provided for express mail delivery.

By Telephone

You must first establish the telephone redemption privilege (and, if desired, the wire or ACH redemption privilege) by completing the appropriate sections of the account application. Call 1-866-474-5669 to redeem your shares. Based on your instructions, the Funds will mail your proceeds to you or send them to your bank by either Federal Reserve wire or ACH.

By Systematic Withdrawal Plan (via ACH)

If your account balance is at least \$10,000, you may transfer as little as \$100 per month from your account to another financial institution through a Systematic Withdrawal Plan (via ACH). To participate in this service, you must complete the appropriate sections of the account application and mail it to the Funds.

Redemptions In-Kind

The Funds generally pay sale (redemption) proceeds in cash. However, under unusual conditions that make the payment of cash unwise and for the protection of the Funds' remaining shareholders, the Funds might pay all or part of your redemption proceeds in securities with a market value equal to the redemption price (redemption in-kind). It is highly unlikely that your shares would ever be redeemed in-kind, but if they were, you would have to pay transaction costs to sell the securities distributed to you, as well as taxes on any capital gains from the sale as with any redemption. In addition, you would continue to

be subject to the risks of any market fluctuation in the value of the securities you receive in-kind until they are sold.

EXCHANGING SHARES

At no charge, you may exchange shares of one Rice Hall James Fund for shares of another Rice Hall James Fund by writing to or calling the Funds. You may only exchange shares between accounts with identical registrations (i.e., the same names and addresses).

The exchange privilege is not intended as a vehicle for short-term or excessive trading. A Fund may suspend or terminate your exchange privilege if you engage in a pattern of exchanges that is excessive, as determined in the sole discretion of the Funds. For more information about the Funds' policy on excessive trading, see "Excessive Trading Policies and Procedures."

TRANSACTION POLICIES

Calculating Your Share Price

You may buy, sell or exchange shares of a Fund on each Business Day at a price equal to its next computed NAV after it or an authorized institution (defined below) receives and accepts your order. Shares cannot be purchased by Federal Reserve wire on days when either the NYSE or the Federal Reserve is closed. The Funds calculate NAV once each Business Day as of the close of normal trading on the NYSE (normally, 4:00 p.m., Eastern Time). To receive the current Business Day's NAV, the Funds or an authorized institution must receive your order in proper form (meaning that it is complete, contains all necessary information, and has all supporting documentation such as proper signature guarantees, IRA rollover forms, etc.) before the close of trading on the NYSE that day. Otherwise, you will receive the NAV that is calculated at the close of trading on the following Business Day. If the NYSE closes early – as in the case of scheduled half-day trading or unscheduled suspensions of trading -- the Funds will calculate NAV as of the earlier closing time. The Funds will not accept orders that request a particular day or price for the transaction or any other special conditions. Shares will only be priced on Business Days.

The NAV of each Fund's shares is determined by dividing the total value of the Fund's portfolio investments and other assets, less any liabilities, by the total number of shares outstanding. In calculating NAV, the Funds generally value their investment portfolios at market price. If market prices are not readily available or the Funds reasonably believe

that they are unreliable, such as in the case of a security value that has been materially affected by events occurring after the relevant market closes, the Funds are required to price those securities at fair value as determined in good faith using methods approved by the Board. Pursuant to policies adopted by, and under the ultimate supervision of the Board, these methods are implemented through the Trust's Fair Value Pricing Committee, members of which are appointed by the Board. The Funds' determination of a security's fair value price often involves the consideration of a number of subjective factors, and is therefore subject to the unavoidable risk that the value that the Funds assign to a security may be higher or lower than the security's value would be if a reliable market quotation for the security was readily available.

Although the Funds invest primarily in the stocks of U.S. companies that are traded on U.S. exchanges, there may be limited circumstances in which a Fund would price such securities at fair value - for example, if the exchange on which a portfolio security is principally traded closed early or if trading in a particular security was halted during the day and did not resume prior to the time the Fund calculated its NAV.

Other assets for which market quotations are not readily available will be valued at their fair value as determined in good faith by or under the direction of the Board.

Buying or Selling Shares through a Financial Intermediary

In addition to being able to buy and sell Fund shares directly from the Funds through their transfer agent, you may also buy or sell shares of the Funds through accounts with financial intermediaries such as brokers and other institutions that are authorized to place trades in Fund shares for their customers. When you purchase or sell Fund shares through a financial intermediary (rather than directly from a Fund), you may have to transmit your purchase and sale requests to the financial intermediary at an earlier time for your transaction to become effective that day. This allows the financial intermediary time to process your requests and transmit them to the Funds prior to the time each Fund calculates its NAV that day. Your financial intermediary is responsible for transmitting all purchase and redemption requests, investment information, documentation and money to the Funds on time. If your financial intermediary fails to do so, it may be responsible for any resulting fees or losses. Unless your financial intermediary is an authorized institution, orders transmitted by the financial intermediary and received by the Funds after the time NAV is calculated for a particular day will receive the following day's NAV.

Certain financial intermediaries, including certain broker-dealers and shareholder organizations, are authorized to act as agent on behalf of the Funds with respect to the receipt of purchase and redemption orders for Fund shares (“authorized institutions”). Authorized institutions are also authorized to designate other intermediaries to receive purchase and redemption orders on a Fund’s behalf. A Fund will be deemed to have received a purchase or redemption order when an authorized institution or, if applicable, an authorized institution’s designee, receives the order. Orders will be priced at a Fund’s next computed NAV after they are received by an authorized institution or an authorized institution’s designee. To determine whether your financial intermediary is an authorized institution or an authorized institution’s designee such that it may act as agent on behalf of a Fund with respect to purchase and redemption orders for Fund shares, you should contact your financial intermediary directly.

If you deal directly with a financial intermediary, you will have to follow its procedures for transacting with the Funds. Your financial intermediary may charge a fee for your purchase and/or redemption transactions. For more information about how to purchase or sell Fund shares through a financial intermediary, you should contact your financial intermediary directly.

Redemption Fee

In an effort to discourage short-term trading and defray costs incurred by shareholders as a result of the same, the Micro Cap Portfolio charges a 2.00% redemption fee on redemptions (including exchanges) of shares that have been held for less than 90 days. The redemption fee is deducted from the sale proceeds and cannot be paid separately, and any proceeds of the fee are credited to the assets of the Fund. The fee does not apply to shares purchased with reinvested dividends or distributions. In determining how long shares of the Fund have been held, the Fund assumes that shares held by the investor the longest period of time will be sold first.

The redemption fee is applicable to Fund shares purchased either directly or through a financial intermediary, such as a broker-dealer. Transactions through financial intermediaries typically are placed with the Fund on an omnibus basis and include both purchase and sale transactions placed on behalf of multiple investors. The Fund requests that financial intermediaries assess the redemption fee on customer accounts and collect and remit the proceeds to the Fund. However, the Fund recognizes that due to operational requirements,

the intermediaries' methods for tracking and calculating the fee may be inadequate or differ in some respects from the Fund's.

The Micro Cap Portfolio reserves the right to waive the redemption fee in its discretion where it believes such waiver is in the best interests of the Fund, including with respect to certain categories of redemptions that the Fund reasonably believes may not raise frequent trading or market timing concerns. These categories include, but are not limited to, the following: (i) participants in certain group retirement plans whose processing systems are incapable of properly applying the redemption fee to underlying shareholders; (ii) redemptions resulting from certain transfers upon the death of a shareholder; (iii) redemptions by certain pension plans as required by law or by regulatory authorities; (iv) systematic redemptions; and (v) retirement loans and withdrawals.

Telephone Transactions

Purchasing, selling and exchanging Fund shares over the telephone is extremely convenient, but not without risk. Although the Funds have certain safeguards and procedures to confirm the identity of callers and the authenticity of instructions, the Funds are not responsible for any losses or costs incurred by following telephone instructions they reasonably believe to be genuine. If you or your financial institution transact with the Funds over the telephone, you will generally bear the risk of any loss.

Rights Reserved by the Funds

Purchases

At any time and without notice, the Funds may:

- Stop offering shares;
- Reject any purchase order; or
- Bar an investor engaged in a pattern of excessive trading from buying shares. (Excessive trading can hurt performance by disrupting management and increasing expenses.) The Funds will consider various factors in determining whether an investor has engaged in excessive trading. These factors include, but are not limited to, the investor's historic trading patterns, the number of transactions, the size of the transactions, the time between transactions and the percentage of the investor's account involved in each transaction. For more information about the Funds' policies on excessive trading, please see "Excessive Trading Policies and Procedures."

Redemptions

At any time and without notice, the Funds may change or eliminate any of the redemption methods described above, except redemption by mail. As further discussed in the Funds' Statement of Additional Information ("SAI"), the Funds may suspend your right to sell your shares or delay payment of redemption proceeds for more than seven days during times when the NYSE is closed, other than during customary weekends or holidays, or as otherwise permitted by the U.S. Securities and Exchange Commission (the "SEC").

Exchanges

The Funds may:

- Modify or cancel the exchange program at any time on 60 days' written notice to shareholders;
- Reject any request for an exchange; or
- Limit or cancel a shareholder's exchange privilege, especially when an investor is engaged in a pattern of excessive trading.

ACCOUNT POLICIES

Excessive Trading Policies and Procedures

The Funds are intended for long-term investment purposes only and policies are intended to discourage shareholders from engaging in "market-timing" or other types of excessive short-term trading. This frequent trading into and out of the Funds may present risks to the Funds' long-term shareholders and could adversely affect shareholder returns. The risks posed by frequent trading include interfering with the efficient implementation of each Fund's investment strategies, triggering the recognition of taxable gains and losses on the sale of Fund investments, requiring each Fund to maintain higher cash balances to meet redemption requests, and experiencing increased transaction costs.

Because the Funds invest in micro-, small- and mid-cap securities, which often trade in lower volumes and may be less liquid, the Funds may be more susceptible to the risks posed by frequent trading because frequent transactions in a Fund's shares may have a greater impact on the market prices of these types of securities.

The Funds' service providers will take steps reasonably designed to detect and deter frequent trading by shareholders pursuant to the Funds' policies and procedures described in this Prospectus and

approved by the Board. For purposes of applying these policies, the Funds' service providers may consider the trading history of accounts under common ownership or control. The Funds' policies and procedures include:

- Shareholders are restricted from making more than one (1) "round trip" into or out of each Fund per rolling 90 days. The Funds define a "round trip" as a purchase into a Fund by a shareholder, followed by a subsequent redemption out of the Fund, of an amount the Adviser reasonably believes would be harmful or disruptive to the Fund. Shareholders are also restricted from making more than one (1) exchange (from one Rice Hall James Fund to another Rice Hall James Fund) per rolling 90 days. If a shareholder exceeds this amount, the Funds and/or their service providers may, at their discretion, reject any additional purchase or exchange orders.
- The Micro Cap Portfolio assesses a redemption fee of 2.00% on redemptions (including exchanges) by shareholders of Fund shares held for less than 90 days (subject to certain exceptions as discussed in "Redemption Fee").
- Each Fund reserves the right to reject any purchase or exchange request by any investor or group of investors for any reason without prior notice, including, in particular, if the Fund or the Adviser reasonably believes that the trading activity would be harmful or disruptive to the Fund.

Each Fund and/or its service providers seek to apply these policies to the best of their abilities uniformly and in a manner they believe is consistent with the interests of the Fund's long-term shareholders. The Funds do not knowingly accommodate frequent purchases and redemptions by Fund shareholders. Although these policies are designed to deter frequent trading, none of these measures alone nor all of them taken together eliminate entirely the possibility that frequent trading in a Fund will occur. Systematic purchases and redemptions are exempt from these policies.

Financial intermediaries (such as investment advisers and broker-dealers) often establish omnibus accounts in the Funds for their customers through which transactions are placed. The Funds have entered into "information sharing agreements" with these financial intermediaries which permit the Funds to obtain, upon request, information about the trading activity of the intermediary's customers that invest in the Funds. If the Funds or their service providers identify omnibus account level trading patterns that have the potential to be detrimental to the Funds, the Funds or their service

providers may, in their sole discretion, request from the financial intermediary information concerning the trading activity of its customers. Based upon a review of that information, if the Funds or their service providers determine that the trading activity of any customer may be detrimental to the Funds, they may, in their sole discretion, request the financial intermediary to restrict or limit further trading in the Funds by that customer. If the Funds are not satisfied that the intermediary has taken appropriate action, the Funds may terminate the intermediary's ability to transact in Fund shares. When information regarding transactions in the Funds' shares is requested by the Funds and such information is in the possession of a person that is itself a financial intermediary to a financial intermediary (an "indirect intermediary"), any financial intermediary with whom the Funds have an information sharing agreement is obligated to obtain transaction information from the indirect intermediary or, if directed by the Funds, to restrict or prohibit the indirect intermediary from purchasing shares of the Funds on behalf of other persons.

The Funds and their service providers will use reasonable efforts to work with financial intermediaries to identify excessive short-term trading in omnibus accounts that may be detrimental to the Funds. However, there can be no assurance that the monitoring of omnibus account level trading will enable the Funds to identify or prevent all such trading by a financial intermediary's customers. Please contact your financial intermediary for more information.

Customer Identification and Verification

To help the government fight the funding of terrorism and money laundering activities, federal law requires all financial institutions to obtain, verify, and record information that identifies each person who opens an account.

What this means to you: When you open an account, the Funds will ask your name, address, date of birth, and other information that will allow the Funds to identify you. This information is subject to verification to ensure the identity of all persons opening a mutual fund account.

The Funds are required by law to reject your new account application if the required identifying information is not provided.

In certain instances, the Funds are required to collect documents to fulfill their legal obligation. Documents provided in connection with your application will be used solely to establish and verify your identity.

Attempts to collect the missing information required on the application will be performed by either contacting you or, if applicable, your broker. If this information cannot be obtained within a reasonable timeframe established in the sole discretion of the Funds, your application will be rejected.

Upon receipt of your application in proper form (meaning that it is complete, contains all necessary information, and has all supporting documentation such as proper signature guarantees, IRA rollover forms, etc.), or upon receipt of all identifying information required on the application, your investment will be received and your order will be processed at the next-determined NAV.

Each Fund reserves the right to close your account at the next-determined NAV and remit proceeds to you via check if it is unable to verify your identity. Attempts to verify your identity will be performed within the timeframe established in the sole discretion of the Fund. Further, the Funds reserve the right to hold your proceeds until your original check clears the bank, which may take up to 15 days from the date of purchase. In such an instance, you may be subject to a gain or loss on Fund shares and will be subject to corresponding tax implications.

Anti-Money Laundering Program

Customer identification and verification is part of the Funds' overall obligation to deter money laundering under federal law. The Funds have adopted an Anti-Money Laundering Compliance Program designed to prevent the Funds from being used for money laundering or the financing of terrorist activities. In this regard, the Funds reserve the right to: (i) refuse, cancel or rescind any purchase or exchange order; (ii) freeze any account and/or suspend account services; or (iii) involuntarily close your account in cases of threatening conduct or suspected fraudulent or illegal activity. These actions will be taken when, in the sole discretion of Fund management, they are deemed to be in the best interest of a Fund or in cases when a Fund is requested or compelled to do so by governmental or law enforcement authority. If your account is closed at the request of governmental or law enforcement authority, you may not receive proceeds of the redemption if the Funds are required to withhold such proceeds.

Unclaimed Property

Each state has unclaimed property rules that generally provide for escheatment (or transfer) to the state of unclaimed property under various circumstances. Such circumstances include inactivity (e.g., no owner-initiated contact for a certain period), returned mail (e.g., when

mail sent to a shareholder is returned by the post office, or “RPO,” as undeliverable), or a combination of both inactivity and returned mail. Once it flags property as unclaimed, the applicable Fund will attempt to contact the shareholder, but if that attempt is unsuccessful, the account may be considered abandoned and escheated to the state.

Shareholders that reside in the state of Texas may designate a representative to receive escheatment notifications by completing and submitting a designation form that can be found on the website of the Texas Comptroller. While the designated representative does not have any rights to claim or access the shareholder’s account or assets, the escheatment period will cease if the representative communicates knowledge of the shareholder’s location and confirms that the shareholder has not abandoned his or her property. A completed designation form may be mailed to the Funds (if shares are held directly with the Funds) or to the shareholder’s financial intermediary (if shares are not held directly with the Funds).

More information on unclaimed property and how to maintain an active account is available through your state or by calling 1-866-474-5669.

Small Accounts

The Funds may redeem your shares without your permission if the value of your account falls below 50% of the required minimum initial investment. This provision does not apply:

- To retirement accounts and certain other accounts; or
- When the value of your account falls because of market fluctuations and not your redemptions.

The Funds will provide you at least 30 days’ written notice to allow you time to add to your account and avoid the sale of your shares. If your Micro Cap Portfolio shares are redeemed for this reason within 90 calendar days of their purchase, the redemption fee will not be applied.

Dividends and Distributions

Normally, each Fund distributes its net investment income quarterly and its net capital gains at least once a year. You will receive dividends and distributions in the form of additional Fund shares unless you elect to receive payment in cash. To elect cash payment, you must notify the Funds, or your investment professional or institution, in writing prior to the date of the distribution. Your election will be effective for dividends and distributions paid after the Funds receive your written notice. To cancel your election, simply send the Funds written notice.

FEDERAL TAXES

The following is a summary of the U.S. federal income tax consequences of investing in the Funds. This summary does not apply to shares held in an IRA or other tax-qualified plan, which are generally not subject to current tax. Transactions relating to shares held in such accounts may, however, be taxable at some time in the future. **You should always consult your tax advisor for specific guidance regarding the federal, state and local tax effects of your investment in the Funds.**

The recently enacted tax legislation commonly referred to as the Tax Cuts and Jobs Act (the “Tax Act”) makes significant changes to the U.S. federal income tax rules for taxation of individuals and corporations, generally effective for taxable years beginning after December 31, 2017. Many of the changes applicable to individuals are temporary and would apply only to taxable years beginning after December 31, 2017 and before January 1, 2026. There are only minor changes with respect to the specific rules only applicable to regulated investment companies, such as the Funds. The Tax Act, however, makes numerous other changes to the tax rules that may affect shareholders and the Funds. You are urged to consult with your own tax advisor regarding how the Tax Act affects your investment in the Funds.

The Funds intend to distribute substantially all of their net investment income and net realized capital gains, if any. The dividends and distributions you receive, whether in cash or reinvested in additional shares of the Funds, may be subject to federal, state, and local taxation, depending upon your tax situation. Income distributions, including distributions of net short-term capital gains but excluding distributions of qualified dividend income, are generally taxable at ordinary income tax rates. Distributions reported by the Funds as long-term capital gains and as qualified dividend income are generally taxable at the rates applicable to long-term capital gains and currently set at a maximum tax rate for individuals at 20% (lower rates apply to individuals in lower tax brackets). Once a year the Funds (or their administrative agent) will send you a statement showing the types and total amount of distributions you received during the previous year.

You should note that if you purchase shares just before a distribution, the purchase price would reflect the amount of the upcoming distribution. In this case, you would be taxed on the entire amount of the distribution received, even though, as an economic matter, the distribution simply constitutes a return of your investment. This is known as “buying a dividend” and should be avoided by taxable

investors. Call 1-866-474-5669 to find out when the Funds expect to make distributions to shareholders.

Each sale or exchange of shares of a Fund may be a taxable event. For tax purposes, an exchange of Fund shares for shares of a different fund is the same as a sale. A sale may result in a capital gain or loss to you. The gain or loss generally will be treated as short term if you held the shares 12 months or less, long term if you held the shares for longer. Any loss realized upon a taxable disposition of Fund shares held for six months or less will be treated as long-term, rather than short-term, to the extent of any long-term capital gain distributions received (or deemed received) by you with respect to the Fund shares. All or a portion of any loss realized upon a taxable disposition of Fund shares will be disallowed if you purchase other substantially identical shares within 30 days before or after the disposition. In such a case, the basis of the newly purchased shares will be adjusted to reflect the disallowed loss.

U.S. individuals with income exceeding \$200,000 (\$250,000 if married and filing jointly) are subject to a 3.8% Medicare contribution tax on their “net investment income,” including interest, dividends, and capital gains (including capital gains realized on the sale or exchange of shares of the Funds).

The Funds (or their administrative agent) must report to the Internal Revenue Service (“IRS”) and furnish to Fund shareholders cost basis information for Fund shares purchased on or after January 1, 2012, and sold on or after that date. In addition to reporting the gross proceeds from the sale of Fund shares, each Fund (or its administrative agent) is also required to report the cost basis information for such shares and indicate whether these shares have a short-term or long-term holding period. For each sale of Fund shares, a Fund will permit shareholders to elect from among several IRS-accepted cost basis methods, including the average basis method. In the absence of an election, a Fund will use the average basis method as the default cost basis method. The cost basis method elected by the Fund shareholder (or the cost basis method applied by default) for each sale of Fund shares may not be changed after the settlement date of each such sale of Fund shares. Fund shareholders should consult their tax advisors to determine the best IRS-accepted cost basis method for their tax situation and to obtain more information about cost basis reporting. Shareholders also should carefully review any cost basis information provided to them and make any additional basis, holding period or other adjustments that are required when reporting these amounts on their federal income tax returns.

Because each shareholder's tax situation is different, you should consult your tax advisor about the tax implications of an investment in the Funds.

More information about taxes is in the SAI.

OTHER INVESTMENT PRACTICES AND STRATEGIES

The investment objective of each of the Small Cap Portfolio and the Micro Cap Portfolio is to seek maximum capital appreciation, consistent with reasonable risk to principal, by investing primarily in small market capitalization (micro- and small-cap) companies. The investment objective of the SMID Cap Portfolio is to seek maximum capital appreciation, consistent with reasonable risk to principal, by investing primarily in small- and mid-market capitalization (small- and mid-cap) companies. Each Fund may change its investment objective without shareholder approval.

In addition to its principal investment strategies, each Fund may use the investment strategies described below. Each Fund may also employ investment practices that this Prospectus does not describe, such as participating in repurchase agreements, when-issued and forward commitment transactions, lending of securities, borrowing and other techniques. For more information concerning these and each Fund's other investment practices and their risks, please read the SAI.

Derivatives

Each Fund may invest in derivatives, a category of investments that includes forward foreign currency exchange contracts, futures, options and swaps to protect its investments against changes resulting from market conditions (a practice called "hedging"), to reduce transaction costs or to manage cash flows. Forward foreign currency exchange contracts, futures and options are called derivatives because their value is based on an underlying asset or economic factor. Derivatives are often more volatile than other investments and may magnify a Fund's gains or losses. There are various factors that affect a Fund's ability to achieve its objective with derivatives. Successful use of a derivative depends on the degree to which prices of the underlying assets correlate with price movements in the derivatives a Fund buys or sells. A Fund could be negatively affected if the change in market value of its securities fails to correlate perfectly with the values of the derivatives it purchased or sold.

American Depository Receipts (“ADRs”)

ADRs are certificates evidencing ownership of shares of a foreign issuer that are issued by depository banks and traded on U.S. exchanges. Although ADRs are alternatives to directly purchasing the underlying foreign securities in their national markets and currencies, they continue to be subject to many of the risks associated with investing directly in foreign securities.

Foreign securities, especially those of companies in emerging markets, can be riskier and more volatile than domestic securities. Adverse political and economic developments can make it harder for the Funds to sell their securities and could reduce the value of the Funds’ shares. Differences in tax and accounting standards and difficulties obtaining information about foreign companies can negatively affect investment decisions.

Real Estate Investment Trusts (“REITs”)

REITs pool investors’ funds for investment primarily in income producing real estate or real estate related loans or interests. REITs can generally be classified as equity REITs and mortgage REITs. Equity REITs, which invest the majority of their assets directly in real property, derive their income primarily from rents. Equity REITs can also realize capital gains or losses by selling properties. Mortgage REITs, which invest the majority of their assets in real estate mortgages, derive their income primarily from interest payments.

Each Fund is subject to the risk that the securities of issuers in the real estate industry that the Fund purchases will underperform the market as a whole. In general, real estate values can be affected by a variety of factors, including supply and demand for properties and the strength of specific industries that rent properties. In general, equity REITs may be affected by changes in the value of the underlying property owned by the trusts, while mortgage REITs may be affected by the quality of any credit extended. In the event of a default by a borrower or lessee, a REIT may experience delays and may incur substantial costs in enforcing its rights as a mortgagee or lessor.

Short-Term Investing

The investments and strategies described in this Prospectus are those that the Funds use under normal circumstances. During unusual economic, market, political or other circumstances, the Funds may invest up to 100% of their assets in short-term, high quality debt instruments, such as U.S. government securities. These instruments

would not ordinarily be consistent with the Funds' principal investment strategies, and may prevent the Funds from achieving their investment objectives. Each Fund will use a temporary strategy if the Adviser believes that pursuing the Fund's investment objective will subject it to a significant risk of loss. Each Fund has a policy requiring it to invest at least 80% of its net assets, plus the amount of any borrowings for investment purposes, in particular types of securities as described in the Fund's principal investment strategy, and will not change this policy without 60 days' prior written notice to shareholders. In addition to the temporary defensive measures discussed above, the Funds may also temporarily deviate from this 80% policy in other limited, appropriate circumstances, such as if a Fund experiences large cash inflows or redemptions.

When the Adviser pursues a temporary defensive strategy, the Funds may not profit from favorable developments that they would have otherwise profited from if they were pursuing their normal strategies.

Portfolio Turnover

The Funds may buy and sell investments relatively often. Such a strategy often involves higher expenses, including brokerage commissions, and may increase the amount of capital gains (in particular, short-term gains) realized by the Funds. Shareholders must pay tax on such capital gains.

INFORMATION ABOUT PORTFOLIO HOLDINGS

Each Fund generally publishes a complete list of its portfolio holdings and a list of its ten largest portfolio holdings, and the percentage of the Fund's assets that each of these holdings represents, on a monthly basis, ten (10) days after the end of the month. The portfolio information described above can be found on the internet at <http://www.rhjfunds.com>. The information will generally remain available until it is replaced by new portfolio holdings information as described above. The Adviser may exclude any portion of any Fund's portfolio holdings from such publication when deemed to be in the best interest of the Fund. Please consult the SAI for a full description of the policies and procedures that govern disclosure of the Funds' portfolio holdings.

INVESTMENT MANAGEMENT

Investment Adviser

Rice Hall James & Associates, LLC, a 100% employee-owned Delaware limited liability company located at 600 West Broadway, Suite 1000, San Diego, CA 92101, serves as each Fund's investment adviser. The Adviser manages and supervises the investment of each Fund's assets on a discretionary basis, subject to oversight by the Board. As of December 31, 2017, the Adviser had approximately \$3.61 billion in assets under management.

For its services, the Adviser is entitled to a fee at the following rates based on the average daily net assets of each Fund:

Fund	Advisory Fee Rate
Small Cap Portfolio	0.80%
Micro Cap Portfolio	0.75%
SMID Cap Portfolio	0.90% on the first \$250 million, 0.80% on the next \$250 million and 0.70% for amounts over \$500 million

The Adviser has contractually agreed to reduce fees and reimburse expenses in order to keep total annual Fund operating expenses (excluding interest, taxes, brokerage commissions, acquired fund fees and expenses, and non-routine expenses (collectively "excluded expenses")) from exceeding certain levels as set forth below until February 28, 2019 (each, an "Expense Limitation"). This agreement may be terminated: (i) by the Board, for any reason at any time; or (ii) by the Adviser, upon ninety (90) days' prior written notice to the Trust, effective as of the close of business on February 28, 2019.

Fund	Contractual Expense Limitation
Small Cap Portfolio	1.00%
Micro Cap Portfolio	1.25%
SMID Cap Portfolio	1.00%

In addition, the Adviser may receive from a Fund the difference between the total annual Fund operating expenses (not including excluded expenses) and the Expense Limitation to recoup all or a portion of its prior fee reductions or expense reimbursements made during the three-year period preceding the recoupment if at any

point total annual Fund operating expenses (not including excluded expenses) are below the Expense Limitation (i) at the time of the fee reduction and/or expense reimbursement and (ii) at the time of the recoupment.

During its most recent fiscal year, the Adviser received advisory fees (after fee reductions) as a percentage of average daily net assets of each Fund as follows:

Fund	Advisory Fees Paid
Small Cap Portfolio	0.12%
Micro Cap Portfolio	0.55%
SMID Cap Portfolio	0%

A discussion regarding the basis for the Board's approval of the Funds' investment advisory agreement is available in the Funds' Annual Report dated October 31, 2017, which covers the period from November 1, 2016 to October 31, 2017.

Portfolio Managers

The Rice Hall James Funds are managed by a team of investment professionals. The following portfolio managers are jointly and primarily responsible for the day-to-day management of the Funds.

Thomas W. McDowell, Chief Executive Officer and Chief Investment Officer, is jointly and primarily responsible for managing the Micro Cap Portfolio, the Small Cap Portfolio and the SMID Cap Portfolio. Mr. McDowell joined RHJ in 1984 as a Portfolio Manager and Analyst and has 37 years of investment experience. Mr. McDowell assumed leadership of RHJ in 1994. Mr. McDowell has a B.A. from the University of California, Los Angeles and an M.B.A. from San Diego State University.

Cara M. Thome, Portfolio Manager/Analyst, is jointly and primarily responsible for managing the Micro Cap Portfolio, the Small Cap Portfolio and the SMID Cap Portfolio. Ms. Thome joined RHJ in January 2001 and has 20 years of investment experience. She was previously an Analyst at the Equity Research Department at George K. Baum & Company from 1997 to 2001. Ms. Thome has a B.A. from Truman State University and an M.A. in Finance from the University of Exeter.

Timothy A. Todaro, CFA, Portfolio Manager/Analyst, is jointly and primarily responsible for managing the Micro Cap Portfolio, the Small

Cap Portfolio and the SMID Cap Portfolio. Mr. Todaro joined RHJ in 1983 and has 38 years of investment experience. Mr. Todaro has a B.A. from the University of California, San Diego and an M.B.A. from the University of Wisconsin at Madison.

Reed M. Wirick, CFA, Portfolio Manager/Analyst, is jointly and primarily responsible for managing the Micro Cap Portfolio, the Small Cap Portfolio and the SMID Cap Portfolio. Mr. Wirick joined RHJ in July 2008 and has 18 years of investment experience. Prior to joining the firm, he was a Senior Research Associate at Cambridge Associates, LLC. Prior to that, he was an Economist with the U.S. Department of Commerce. Mr. Wirick has a B.A. from St. Mary's College of Maryland and an M.B.A. from the Tuck School of Business at Dartmouth.

The SAI provides additional information about the portfolio managers' compensation, other accounts managed, and ownership of Fund shares.

PAYMENTS TO FINANCIAL INTERMEDIARIES

The Funds and/or the Adviser may compensate financial intermediaries for providing a variety of services to the Funds and/or their shareholders. Financial intermediaries include affiliated or unaffiliated brokers, dealers, banks (including bank trust departments), trust companies, registered investment advisers, financial planners, retirement plan administrators, insurance companies, and any other institution having a service, administration, or any similar arrangement with the Funds, their service providers or their respective affiliates. This section briefly describes how financial intermediaries may be paid for providing these services. For more information, please see "Payments to Financial Intermediaries" in the SAI.

Distribution Plan

The SMID Cap Portfolio has adopted a distribution plan under Rule 12b-1 of the 1940 Act for Investor Class Shares that allows the Fund to pay distribution and/or service fees for the sale and distribution of its Investor Class Shares, and for services provided to its shareholders. Because these fees are paid out of the SMID Cap Portfolio's assets on an on-going basis, over time these fees will increase the cost of your investment and may cost you more than paying other types of sales charges. The maximum annual Rule 12b-1 fee for Investor Class Shares of the SMID Cap Portfolio is 0.25%.

Other Payments by the Funds

The Funds may enter into agreements with financial intermediaries pursuant to which the Funds may pay financial intermediaries for non-distribution-related sub-transfer agency, administrative, sub-accounting, and other shareholder services. Payments made pursuant to such agreements are generally based on either (1) a percentage of the average daily net assets of Fund shareholders serviced by a financial intermediary, or (2) the number of Fund shareholders serviced by a financial intermediary. Any payments made pursuant to such agreements may be in addition to, rather than in lieu of, distribution fees the SMID Cap Portfolio may pay to financial intermediaries pursuant to the SMID Cap Portfolio's distribution plan.

Payments by the Adviser

From time to time, the Adviser and/or its affiliates, in their discretion, may make payments to certain affiliated or unaffiliated financial intermediaries to compensate them for the costs associated with distribution, marketing, administration and shareholder servicing support for the Funds. These payments are sometimes characterized as "revenue-sharing" payments and are made out of the Adviser's and/or its affiliates' own legitimate profits or other resources, and may be in addition to any payments made to financial intermediaries by the Funds. A financial intermediary may provide these services with respect to Fund shares sold or held through programs such as retirement plans, qualified tuition programs, fund supermarkets, fee-based advisory or wrap fee programs, bank trust programs, and insurance (e.g., individual or group annuity) programs. In addition, financial intermediaries may receive payments for making shares of the Funds available to their customers or registered representatives, including providing the Funds with "shelf space," placing them on a preferred or recommended fund list, or promoting the Funds in certain sales programs that are sponsored by financial intermediaries. To the extent permitted by SEC and Financial Industry Regulatory Authority ("FINRA") rules and other applicable laws and regulations, the Adviser and/or its affiliates may pay or allow other promotional incentives or payments to financial intermediaries.

The level of payments made by the Adviser and/or its affiliates to individual financial intermediaries varies in any given year and may be negotiated on the basis of sales of Fund shares, the amount of Fund assets serviced by the financial intermediary or the quality of the financial intermediary's relationship with the Adviser and/or its affiliates. These payments may be more or less than the payments

received by the financial intermediaries from other mutual funds and may influence a financial intermediary to favor the sales of certain funds or share classes over others. In certain instances, the payments could be significant and may cause a conflict of interest for your financial intermediary. Any such payments will not change the NAV or price of a Fund's shares. Please contact your financial intermediary for information about any payments it may receive in connection with the sale of Fund shares or the provision of services to Fund shareholders.

In addition to these payments, your financial intermediary may charge you account fees, commissions or transaction fees for buying or redeeming shares of the Funds, or other fees for servicing your account. Your financial intermediary should provide a schedule of its fees and services to you upon request.

ADDITIONAL INFORMATION

The Trust enters into contractual arrangements with various parties, including, among others, the Funds' investment adviser, custodian, transfer agent, accountants, administrator and distributor, who provide services to the Funds. Shareholders are not parties to, or intended (or "third-party") beneficiaries of, any of those contractual arrangements, and those contractual arrangements are not intended to create in any individual shareholder or group of shareholders any right to enforce the terms of the contractual arrangements against the service providers or to seek any remedy under the contractual arrangements against the service providers, either directly or on behalf of the Trust.

This Prospectus and the SAI provide information concerning the Trust and the Funds that you should consider in determining whether to purchase shares of the Funds. The Funds may make changes to this information from time to time. Neither this Prospectus, the SAI or any document filed as an exhibit to the Trust's registration statement, is intended to, nor does it, give rise to an agreement or contract between the Trust or the Funds and any shareholder, or give rise to any contract or other rights in any individual shareholder, group of shareholders or other person other than any rights conferred explicitly by federal or state securities laws that may not be waived.

FINANCIAL HIGHLIGHTS

The tables that follow present performance information about each Fund. The information is intended to help you understand each Fund's financial performance for the past five fiscal years. Some of this information reflects financial information for a single Fund share. The total returns in the tables represent the rate that an investor would have earned (or lost) on an investment in a Fund, assuming reinvestment of all dividends and distributions. The information provided below has been audited by BBD, LLP, independent registered public accounting firm whose report, along with the Funds' financial statements, is included in the Funds' Annual Report. You can obtain the Annual Report, which contains more performance information, at no charge by calling 1-866-474-5669.

The information provided below for periods on or before October 31, 2015 was audited by a different independent registered public accounting firm, whose reports reflected unqualified audit opinions.

SMALL CAP PORTFOLIO

Selected Per-Share Data & Ratios For a Share Outstanding Throughout Each Year

	Years Ended October 31,				
	2017	2016	2015	2014	2013
Net Asset Value, Beginning of Year	\$ 10.16	\$ 13.61	\$ 17.40	\$ 17.88	\$ 13.23
Income (Loss) from Investment Operations:					
Net Investment Loss ⁽¹⁾	(0.03)	(0.04)	(0.06)	(0.06)	(0.08)
Net Realized and Unrealized Gain (Loss)	1.48	(0.64)	0.83	1.23	4.73
Total from Investment Operations	1.45	(0.68)	0.77	1.17	4.65
Distributions from:					
Net Realized Gain	(0.45)	(2.77)	(4.56)	(1.65)	—
Total Distributions	(0.45)	(2.77)	(4.56)	(1.65)	—
Net Asset Value, End of Year	\$ 11.16	\$ 10.16	\$ 13.61	\$ 17.40	\$ 17.88
Total Return[†]	<u>14.49%</u>	<u>(5.18)%</u>	<u>5.35%</u>	<u>7.21%</u>	<u>35.15%</u>

Ratios and Supplemental Data

Net Assets, End of Year (Thousands)	\$ 48,204	\$ 41,425	\$ 48,215	\$ 73,780	\$ 96,542
Ratio of Net Expenses to Average Net Assets ⁽²⁾	0.97%	1.07%	1.19%	1.22%	1.41%
Ratio of Expenses to Average Net Assets (Excluding Fees Paid Indirectly)	1.66%	1.56%	1.67%	1.51%	1.51%
Ratio of Net Investment Loss to Average Net Assets	(0.32)%	(0.35)%	(0.42)%	(0.38)%	(0.54)%
Portfolio Turnover Rate	84%	54%	47%	46%	49%

⁽¹⁾ Per share calculations were performed using average shares for the year.

⁽²⁾ The Ratio of Expenses to Average Net Assets includes the effect of fees paid indirectly. If these expense offsets were included, the ratios would have decreased by 3 basis points (bps), 2 bps, 6 bps, 3 bps and 3 bps, respectively.

[†] Returns shown do not reflect the deduction of taxes that a shareholder would pay on Fund distributions or the redemption of Fund shares. Total return would have been lower had certain fees not been waived and/or expenses assumed by the Adviser during the period.

Amounts designated as "—" are either \$0 or have been rounded to \$0.

MICRO CAP PORTFOLIO

Selected Per-Share Data & Ratios For a Share Outstanding Throughout Each Year

	Years Ended October 31,				
	2017	2016	2015	2014	2013
Net Asset Value, Beginning of Year	\$ 29.20	\$ 27.53	\$ 27.50	\$ 26.59	\$ 19.11
Income (Loss) from Investment Operations:					
Net Investment Loss ⁽¹⁾	(0.33)	(0.11)	(0.33)	(0.27)	(0.24)
Net Realized and Unrealized Gain	9.29	1.78	0.36	1.17	7.72
Total from Investment Operations	8.96	1.67	0.03	0.90	7.48
Redemption Fees	— ⁽³⁾	— ⁽³⁾	— ⁽³⁾	0.01	— ⁽³⁾
Net Asset Value, End of Year	\$ 38.16	\$ 29.20	\$ 27.53	\$ 27.50	\$ 26.59
Total Return[†]	<u>30.68%[‡]</u>	<u>6.07%</u>	<u>0.11%[‡]</u>	<u>3.42%</u>	<u>39.14%</u>

Ratios and Supplemental Data

Net Assets, End of Year (Thousands)	\$ 50,919	\$ 44,888	\$ 43,493	\$ 39,078	\$ 40,109
Ratio of Net Expenses to Average Net Assets ⁽²⁾	1.25%	1.36%	1.60%	1.53%	1.51%
Ratio of Expenses to Average Net Assets (Excluding Waivers and Fees Paid Indirectly)	1.47%	1.55%	1.71%	1.54%	1.55%
Ratio of Net Investment Loss to Average Net Assets	(0.97)%	(0.40)%	(1.14)%	(0.99)%	(1.07)%
Portfolio Turnover Rate	48%	62%	71%	57%	98%

⁽¹⁾ Per share calculations were performed using average shares for the year.

⁽²⁾ The Ratio of Expenses to Average Net Assets includes the effect of fees paid indirectly. If these expense offsets were included, the ratios would have decreased by 3 basis points (bps), 1 bps, 1 bps, 4 bps and 7 bps, respectively.

⁽³⁾ Value is less than \$0.01 per share.

[†] Returns shown do not reflect the deduction of taxes that a shareholder would pay on Fund distributions or the redemption of Fund shares.

[‡] Total return would have been lower had certain fees not been waived and/or expenses assumed by the Adviser during the period.

Amounts designated as "—" are either \$0 or have been rounded to \$0.

SMID CAP PORTFOLIO

Selected Per-Share Data & Ratios For a Share Outstanding Throughout Each Year

	Years Ended October 31,				
	2017	2016	2015	2014	2013
Net Asset Value, Beginning of Year	\$ 17.78	\$ 19.11	\$ 19.25	\$ 17.87	\$ 13.18
Income (Loss) from Investment Operations:					
Net Investment Loss ⁽¹⁾	(0.03)	(0.05)	(0.05)	(0.09)	(0.07)
Net Realized and Unrealized Gain (Loss)	3.95	(1.28)	(0.09) ⁽²⁾	1.47	4.89
Total from Investment Operations	3.92	(1.33)	(0.14)	1.38	4.82
Dividends and Distributions:					
Net Investment Loss	—	—	—	—	(0.13)
Total Dividends and Distributions	—	—	—	—	(0.13)
Net Asset Value, End of Year	\$ 21.70	\$ 17.78	\$ 19.11	\$ 19.25	\$ 17.87
Total Return[†]	<u>22.05%</u>	<u>(6.96)%</u>	<u>(0.73)%</u>	<u>7.72%</u>	<u>36.86%</u>

Ratios and Supplemental Data

Net Assets, End of Year (Thousands)	\$ 4,435	\$ 4,063	\$ 4,539	\$ 5,076	\$ 5,305
Ratio of Net Expenses to Average Net Assets ⁽³⁾	1.00%	1.14%	1.40%	1.40%	1.40%
Ratio of Expenses to Average Net Assets (Excluding Waivers, Reimbursements and Fees Paid Indirectly)	2.65%	2.84%	2.88%	2.71%	2.37%
Ratio of Net Investment Loss to Average Net Assets	(0.16)%	(0.25)%	(0.26)%	(0.46)%	(0.46)%
Portfolio Turnover Rate	38%	49%	51%	50%	44%

⁽¹⁾ Per share calculations were performed using average shares for the year.

⁽²⁾ The amount shown for a share outstanding throughout the period does not accord with the aggregate net gains on investments for that period because of the sales and repurchase of Fund shares in relation to fluctuating market value of the investments of the Fund.

⁽³⁾ The Ratio of Expenses to Average Net Assets excludes the effect of fees paid indirectly. If these expense offsets were included, the ratios would have decreased by 1 basis point (bps), 1 bps, 1 bps, 2 bps, and 4 bps, respectively.

[†] Returns shown do not reflect the deduction of taxes that a shareholder would pay on Fund distributions or the redemption of Fund shares. Total return would have been lower had certain fees not been waived and/or expenses assumed by the Adviser during the year.

Amounts designated as "—" are either \$0 or have been rounded to \$0.

[This Page Intentionally Left Blank]

[This Page Intentionally Left Blank]

The Rice Hall James Funds

Privacy Policy

This information is not part of the Prospectus

The Rice Hall James Funds recognize and respect the privacy concerns of their customers. The Funds collect non-public personal information about you in the course of doing business with shareholders and investors. "Non-public personal information" is personally identifiable financial information about you. For example, it includes information regarding your social security number, account balance, bank account information and purchase and redemption history.

INFORMATION WE COLLECT

- Information we receive from you on applications or other forms;
- Information about your transactions with us and our service providers, or others;
- Information we receive from consumer reporting agencies (including credit bureaus).

INFORMATION WE SHARE

The Funds only disclose non-public personal information about shareholders as permitted by law. For example, the Funds may disclose non-public personal information about shareholders:

- To government entities, in response to subpoenas or to comply with laws or regulations;
- When you, the customer, direct the Funds to do so or consent to the disclosure;
- To companies that perform necessary services for the Funds, such as shareholder servicing centers that the Funds use to process your transactions or maintain your account; or
- To protect against fraud, or to collect unpaid debts.

If you decide to close your account(s) or become an inactive customer, we will adhere to the privacy policies and practices described in this notice.

INFORMATION SECURITY

No mutual fund has employees. The Funds conduct their business affairs through their trustees, officers and third parties that provide services pursuant to agreements with the Funds (for example, the service providers described earlier). We restrict access to your personal and account information to those persons who need to know it in order to provide services to you. The Funds or their service providers maintain physical, electronic and procedural safeguards that comply with federal standards to guard your non-public personal information.

In the event that you hold shares of the Funds through a financial intermediary, including, but not limited to, a broker-dealer, bank or trust company, the privacy policy of your financial intermediary will govern how your nonpublic personal information will be shared with non-affiliated third parties by that entity.

QUESTIONS

Should you have any questions regarding the Funds' Privacy Policy, please call
1-866-474-5669

The Advisors' Inner Circle Fund

The Rice Hall James Funds

Investors who are interested in receiving more information about the Funds should read the Funds' Annual and Semi-Annual Reports and the Funds' Statement of Additional Information dated March 1, 2018, as it may be amended from time to time ("SAI"). The Annual and Semi-Annual Reports of the Funds provide additional information about their investments. In the Annual Report, you will also find a discussion of the market conditions and investment strategies that significantly affected the performance of the Funds during the last fiscal year. The SAI contains additional detailed information about The Advisors' Inner Circle Fund and the Funds and is incorporated by reference into (is legally part of) this Prospectus.

Investors can receive free copies of the SAI, shareholder reports and other information about the Funds at www.rhjfunds.com. Investors can also receive these documents, as well as make shareholder inquiries by writing to or calling:

The Rice Hall James Funds
P.O. Box 219009
Kansas City, Missouri 64121
www.rhjfunds.com
1-866-474-5669

You can review and copy information about the Funds (including the SAI and the Annual and Semi-Annual Reports) at the U.S. Securities and Exchange Commission's Public Reference Room in Washington, D.C. You can obtain information on the operation of the Public Reference Room by calling the U.S. Securities and Exchange Commission at 202-551-8090. Reports and other information about the Funds are available on the EDGAR Database on the U.S. Securities and Exchange Commission's Internet site at: <http://www.sec.gov>. You may obtain copies of this information, after paying a duplicating fee, by electronic request at the following e-mail address: publicinfo@sec.gov, or by writing the U.S. Securities and Exchange Commission's Public Reference Section, Washington, D.C. 20549-1520.

The Trust's Investment Company Act of 1940 file number is 811-06400.